

**High Break Strength • Salt Water Proof • Self-Flushing**

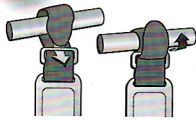
## High Tension Sidearm/Stun Gun Tether 24 oz Force / 32" Ext.

*This model prevents firearm from hitting or dragging on the ground. Also helps stabilize aim.*

### Flushing Instructions: To remove salt water, sand or debris

**Manually Flush:** Operate unit in fresh water rapidly 5-10 times. If unit is packed with sand or debris, submerge unit in water with line facing upward. Allow it to fill with water and then invert unit and operate rapidly 5-10 times. Repeat until unit operates smoothly.

### ▶ Mounting Systems



**RT3-5533  
Velcro Strap Mount**  
Strap securely wraps and cinches around gun belts or webbing strap



**RT3-5553-E  
Rotating Belt Clip**  
Clips to gun belts (up to 2 1/4")  
Rotates for minimal resistance & line wear



**RT3-5563  
Rotating Clamp-On**  
Securely clamps to gun belts  
(up to 2 1/4") Rotates for minimal  
resistance & line wear



**Caution:** Torque screws evenly to avoid stripping.

### ▶ Specifications

- Spectra Nylon Line
- 24 oz. Retraction Force
- Stainless Steel Spring & Hardware
- 80 lbs. Breaking Strength
- 32" Extension



**RT3-5573**  
SideArm Tether 24oz 32"  
Combo MOLLE mount



1501 Goodyear Avenue  
Ventura, CA 93003  
(888) 588-9981 (805) 658-9922  
[www.gearkeeper.com](http://www.gearkeeper.com)  
[info@gearkeeper.com](mailto:info@gearkeeper.com)

Patent # 5,697,572  
Patent # 6,591,461  
Patent # 6,966,519  
Patents Pending

6-0035-12 Rev G

### ⚠ WARNING

- Firearm should be unloaded and safe when installing and testing this tether
- After installation, test that magazine and firearm operation are not impacted
- Follow all Firearm manufactures safety recommendations and procedures
- See Inside for operating instructions and other warnings!
- Prior to each use, insure that ALL components are in good working order.
- Be sure Retractor operation is uninhibited by foreign material. If so, see Flushing Instructions.
- Be sure Retractor cable/line/lanyard cord is not frayed or worn.
- Be sure mounts and connectors are solid and secure

**NOTE:** If unsure of how to use or install this product or have any questions, contact Hammerhead at: 805-658-9922  
[info@gearkeeper.com](mailto:info@gearkeeper.com)

### Hammerhead's Guarantee of Quality

If you are not satisfied with any Hammerhead Product, we will replace it or refund your money within thirty days after purchase through the original dealer. Hammerhead Industries warrants its products against manufacturing defects in workmanship or materials. The warranty is void if the product is misused or used for a purpose other than intended as described herein.

### Cable/Line Warranty & Rebuild Policy


All Gear Keeper Retractors are manufactured with high quality cable/line. Occasionally inspect the cable/line for signs of wear in order to prevent loss of gear. Hammerhead Industries will replace the cable/line for a service charge of \$8.00.

Please contact Hammerhead Industries for a Return Authorization Number and mailing instructions. If upon receipt of retractor Hammerhead determines that other components vital to the retractor are worn beyond their useful life, the \$8.00 will be returned and no repair will be done.

**Gear Keeper**


## High Tension Sidearm/Stun Gun Tether

Available In: Rotating Clamp-On, Velcro Strap, Rotating Belt Clip,



▶ Low Profile Prevents Snagging

▶ Suspends Sidearm  
▶ Retracts Stun Gun



**WARNING:** Installation and testing should be done with an unloaded and safe firearm. Follow all instructions and warnings to insure safe operation.

## ▶ System Components



## ▶ Lanyard Extension Options



## ▶ Gear Keeper Configuration

The Gear Keeper Firearm Tether is designed to prevent firearm loss, minimize entanglement, and allow full mobility and use of firearm.

Gear Keeper should be configured with LANYARD EXTENSION properly positioned to avoid entanglement or inhibiting drawing of firearm. (below).




Depending on the type of Gear Keeper used and type of holster, the lanyard extension may be too long or short.

The provided 8" lanyard is most commonly used. To lengthen the lanyard, the scissors snap may be added. If a shorter lanyard is desired, an optional 4" lanyard may be purchased. (ACO-0915 pictured left)

## ▶ Lanyard Connection to Firearm

Determine the best connection to your firearm's Lanyard Loop, either the Scissor Snap or Lanyard Direct depending on preference, the size of the lanyard loop or lanyard length required. Loop and cinch lanyard to firearm.



The optional Barrel Lock will hold the cinched lanyard loop tight BUT may interfere with magazine.

**WARNING:** Test for interference of lanyard by performing magazine change.

## ▶ Connect Lanyard Extension to Gear Keeper



**! WARNING! LANYARD ASSEMBLY MUST ALWAYS BE CONNECTED TO GEAR KEEPER RETRACTOR**

The lanyard assembly may reach firearm's trigger mechanism. A loose and dangling lanyard may interfere with trigger mechanism, or get caught or snag, resulting in accidental discharge or impact firearm operation.

**WARNING:** After installation test that magazine and firearm operation are not impacted

